

# UPLIFT DESK®

## SOLID WOOD DESKTOP SIZE



Desktops are available in a range of standard sizes to accommodate just about any office. Depth options are 24" or 30", and width choices are 36", 48", 60", 72", or 80". Please note that if you chose a cedar or mesquite barkline edge, the desktop depth will vary slightly. Mesquite is not available in the 80" width.

36" and 48" tops are shipped with shorter frame ends (11.5") to allow room for a keyboard tray track. All other widths are shipped with standard frame ends (19.75"). Desktops with 24" depth are shipped with shorter feet (23.6") to prevent the feet from sticking out beyond the surface of the desktop. Desktops with 30" depth are shipped with standard feet (27.5").



36" x 24"  
36" x 30"



48" x 24"  
48" x 30"



60" x 24"  
60" x 30"



72" x 24"  
72" x 30"



80" x 24"  
80" x 30"

If you need a desktop in a size other than our standard offerings, just give us a call. We can make custom solid wood tops up to 96" wide.

# UPLIFT DESK<sup>®</sup> SOLID WOOD DESKTOP SIZE

There are a few things to consider when making your desktop size selection. Of course, the size of your workspace will be your primary consideration, but you can also keep the following tips in mind.

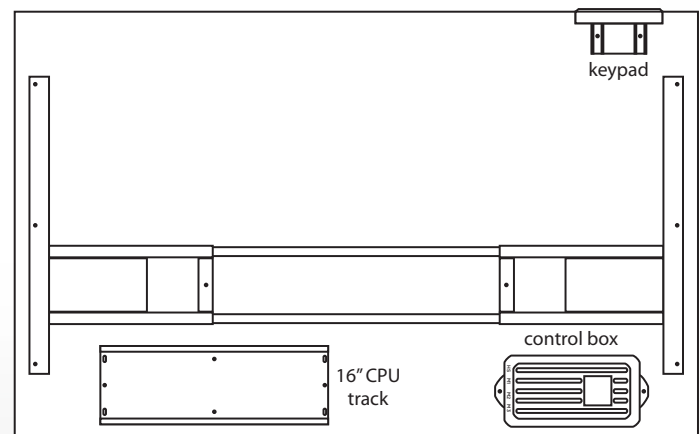
## Adding a Treadmill

If you're adding a treadmill now or later, and want to put a chair and treadmill next to each other under the desk, you will need a top at least 72" wide. When it's time to go from sitting to walking, simply move your keyboard and monitor(s) to the treadmill side.



## Installing a CPU Holder

There are mounting restrictions for the CPU holder when used with a 36" or 48" desktop. Instead of mounting the track on the outside of the legs, you will need to mount it along the back of the desk, parallel with the desk edge. The CPU holder mechanism swivels 360° so you will still have easy access to your tower.

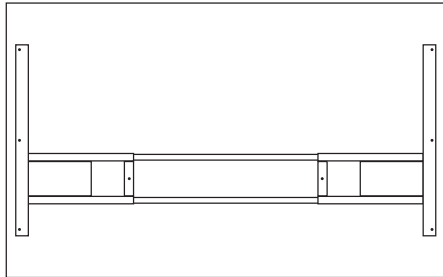


[www.upliftdesk.com](http://www.upliftdesk.com)


800-349-3839 | [info@upliftdesk.com](mailto:info@upliftdesk.com)

# UPLIFT DESK<sup>®</sup> SOLID WOOD DESKTOP SIZE

Desk frames feature a telescoping crossbar that accommodates a variety of desktop sizes. If you change from a smaller to a larger top in the future, or vice versa, no problem. UPLIFT will stick with you for years to come!



48" x 30"



80" x 30"

### Accessory Placement with Small Tops

If you choose a 36" x 24" top and want add multiple under-desk accessories such as a CPU holder, keyboard tray, and wire management kit, please call us to discuss placement before you order.

