

Leap seating



Steelcase



ELEVEN
STUDIES INCLUDING 732 TEST PARTICIPANTS

TWENTY SEVEN
EXPERTS ERGONOMICS SCIENTISTS AT
FOUR UNIVERSITIES

FORTY TWO
PATENTS PROTECTED U.S. PATENTS

**THE RESEARCH THAT ADVANCED OUR
THINKING OF HOW A CHAIR NEEDS TO
SUPPORT THE BODY LED TO:**

FOUR KEY DISCOVERIES

The spine doesn't move as a single unit.

When you recline, your upper spine moves backward and your lower spine arches forward.

Each individual's spinal motion is unique.

Even for people of identical size, age, and gender, each spine moves differently.

The upper and lower back require different amounts and types of support.

Your lower back requires firm, constant support while your upper back requires more support as you recline.

Vision and reach impact your posture.

When you recline in traditional chairs, the distance between you and your work can increase, which in turn can strain your eyes, arms and neck.

**THESE FOUR DISCOVERIES BECAME
THE GUIDELINES FOR DESIGNING THE
LEAP® CHAIR AND THE FOUNDATION FOR
THE FOLLOWING ALIVE SEATING™ PRINCIPLES.**

A HEALTHIER WAY TO SIT

MOVEMENT

Moving helps reduce pressure on the spine, sends oxygen to your muscles, and increases blood flow to your brain. Movement is healthy and your chair should support your body as you move.

ORIENTATION


Changes in posture help you stay comfortable and more attentive. Leap seating's Natural Glide System™ enables you to comfortably recline without straining your eyes, neck, or arms.

FIT

Your body is unique. You need a chair that easily adjusts to fit you, your preferences, and how you work.

SUSTAINABILITY

A chair that is good for people should also be good for the environment. Every material, every stage of a Leap chair's life, is designed to respect and nurture human and environmental health. One more reason to be comfortable with Leap.





Leap (left) and Leap Plus (right)

A PERFECT FIT

WITH AN EXCEPTIONAL RANGE OF
ADJUSTMENTS, LEAP DELIVERS FULL SUPPORT
FOR VARIOUS BODY SHAPES AND SIZES.



LiveBack®
Changes shape to mimic the
movement of the spine.



Adjustable Seat Depth
Accommodates to ensure
long term comfort.



Adjustable Seat Height
Adjusts to fit various heights.



Adjustable Lumbar
Fits the curve of your lower back
for additional support.



Lower Back Firmness
Provides constant support
to your lower back.



Upper Back Force
Controls the precise amount of
"push back" as you recline.



Variable Back Stop
Sets the angle of recline
to one of five positions.



Adjustable Arms
Keep your arms, shoulders and
neck properly aligned.



**PROVEN
PATENTED
PREFERRED**

PROVEN
AN INDEPENDENT HEALTH
AND PRODUCTIVITY STUDY.

GROUP 1

Received Leap chairs
and ergonomic training

GROUP 2

Received ergonomic training

GROUP 3

Received ergonomic training only after
the completion of the study

AFTER ONE YEAR
**17.8% INCREASE IN
PRODUCTIVITY**

FOR GROUP 1 WITH LEAP CHAIRS AND TRAINING

For the complete Leap Health and Productivity Study visit steelcase.com/leap.

PATENTED

Ergonomics experts are not alone in loving Leap.
Steelcase has partnered with other industries to
allow patented Leap technology to be used in
cars and airplanes.

PREFERRED

"We have a dedication to all of our staff to provide them
with the best possible equipment. We want them to be
sitting in the best chair available, which is why
we chose Leap seating."

JAMES D. GOOD, PRESIDENT, HUMANTECH INC.



ELEGANT FORM RICH MATERIALS RENOWNED TECHNOLOGY

It's the perfect solution for when you want to push back and relax in a deep recline, stretch out, sit up to a keyboard, or take any position in between.

Leap WorkLounge comes with a headrest and flip-up pillow, extra-cushioned seat, generously upholstered fixed arms, and a polished aluminum frame.

DESIGNED BY STEELCASE DESIGN
STUDIO IN COLLABORATION WITH IDEO.



The cushioned ottoman, ordered separately, is a place to put your feet up – or simply pull the lever – and convert it into a 16" x 14" work table.




STATEMENT OF LINE



Upholstery Options

Available with standard or sewn upholstery in Steelcase select and Custom Surfaces.




Arm Options

Available with fully adjustable arms, height adjustable arms, and armless.



Frame Finish Options

Color shown may vary from actual colors. Please use actual surface material samples when specifying colors.



Dimensions

	LEAP	LEAP PLUS
Overall Depth	21.75" to 24.75"	22.75" to 24.75"
Overall Width	Chair 27"	31.75"
Overall Height	Chair 38.5" to 43.5" Stool 46" to 54"	38.75" to 42.5"
Seat Height Adjust for different statures	Chair 15.5" to 20.5" Stool 22" to 30"	15.5" to 19.5"
Seat Depth Adjustment Adjust for different leg lengths	15.75" to 18.75"	16.75" to 18.75"
Seat Width Ample seat width accommodates different body sizes	19.25"	22.75"
Lumbar Height from Seat Adjustable height lumbar support	5.25" to 10.25"	6.5" to 11.5"
Back Height from Seat Back provides ample support	25"	24.5"
Back Width Ample back width accommodates different body sizes	18"	20"
Recline Angle Range of chair's recline angle	96° to 120°	97° to 114°
Arm Height from Seat Adjust to support different arm lengths	7" to 11"	7.25" to 11.25"
Distance between Armrest Adjust for different torso widths	12.75" to 20"	13" to 20"
Armcap Pivot Range Ability to slide entire armrest in and then pivot arms	30°	30°
Armcap Depth Adjustment Ability to get close to work	3"	3"
Weight Capacity	300 lb	500 lb

PEOPLE. PLANET. PROFIT.

Steelcase aspires to create enduring value for people, planet and global economies by fully leveraging all our assets, relationships and resources.

PEOPLE

We think about the communities where we work, live and do business – which is nearly everywhere in the world. By aligning our goals for people with our planet and profit aspirations, we're building the foundation for gains that we hope will be far-reaching and enduring.

PLANET

By rethinking our business systems and designing our products to avoid negative impacts on humans and the environment, we contribute to a sustainable future for the planet and its people. We commit to advance our practices through continuous learning and building partnerships with our customers, business partners and environmental thought leaders to optimize our performance and contribute to the science and practice of sustainability.

PROFIT

First and foremost, we aim to bring value by working together with our customers to create workplaces where their people love to work. It is also our responsibility to provide value to our shareholders so we can continue to reinvest in the business and generate new solutions to address customer business challenges.



At Steelcase we bring human insight to business by studying how people work, wherever they work. Those insights can help organizations achieve a higher level of performance, by creating places that unlock the promise of their people. Our goal is to help them create spaces that support how they work. Our passion is to help them love how they work.

GLOBAL DEALER NETWORK

With a network of over 650 experienced dealers, we can help you create high performance, sustainable workspaces, anywhere in the world. The result is local expertise with global reach.

STEELCASE AND DEALER SERVICES

Our extensive range of workplace services can help you assess your organizations' needs and opportunities, explore workplace strategies, find the right solutions and maintain a sustainable workplace today and tomorrow.

WARRANTY

Steelcase and your Steelcase Dealer are totally committed to providing you a great experience and great products. We back that up with one of the industry's best warranties and problem resolution process that ensure that any problems that arise get addressed quickly.

LEAP IS UP TO 94% RECYCLABLE

We worked with McDonough Braungart Design Chemistry (MBDC), selecting only materials that assessed safe for human and environmental health.

Cradle to Cradle^{CM} certified
Indoor AdvantageTM certified
BIFMA levelTM 2 certified



LIFE CYCLE ASSESSMENT

Leap has undergone a complete Life Cycle Assessment, evaluating the chair's lifelong impact on the environment — from materials extraction through production, shipping, use, and end of life.

Love how you work.®

Steelcase®

Item #: 11-0002334 7/11 ©2011 Steelcase Inc. All rights reserved. All specifications subject to change without notice. Printed in U.S.A. This brochure was printed on chlorine-free 100% post-consumer recycled paper made with windpower. Trademarks used herein are the property of Steelcase Inc. or of their respective owners. Indoor Air Advantage™ is a trademark of Scientific Certification Systems. Cradle to Cradle™ is a trademark of HBDC. level™ is a trademark of BIFMA. Leap'n lizards this chair is comfy.



humansolution®

Authorized Retailer

UPLIFT DESK®

www.upliftdesk.com
info@upliftdesk.com
800-349-3839