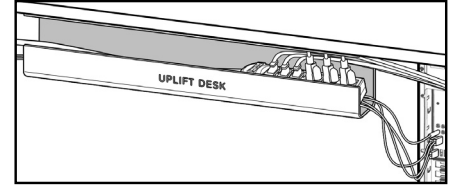


UPLIFT DESK[®]

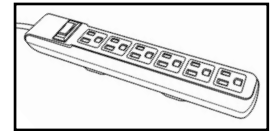
UPLIFT Wire Management Kit

The UPLIFT Wire Management Kit is used to clean up wire clutter underneath the desk. We have offered some placement suggestions below, but feel free to assemble any way you wish.

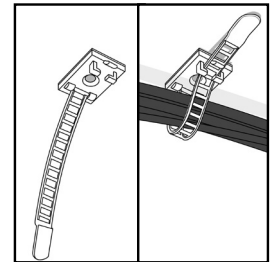
Wire management tray (Qty 1) Designed to be mounted to the underside of your desktop, the wire management tray is a convenient place to store all of your cables, keeping your desk area neat and organized. This is commonly placed on the back part of the desk, preferably near a wall outlet, and will hold a power strip.



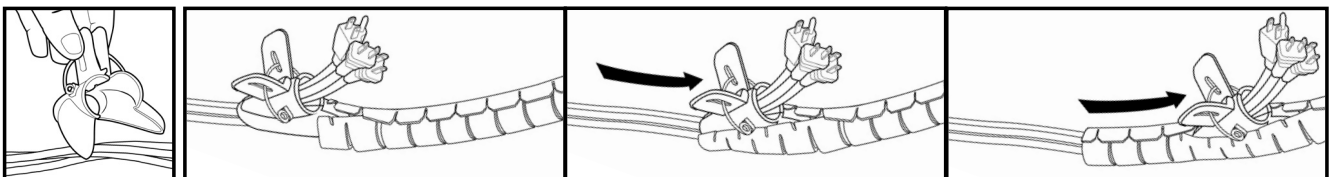
Power strip (Qty 1) Plug all your accessories into the power strip and store it inside the under-desk wire management tray. That way, the only cord coming from your desk to the wall will be from the power strip, and your accessories will move up and down with your desk. Cord is 6 feet long.



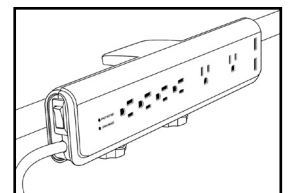
Self-Adhesive Cable Mounts w/ Re-Adjustable Ties (Qty 10) These are used to eliminate excess wires hanging beneath the desk. Simply place the Self-Adhesive Mounts where you want the wires to be secure. Ties can be re-opened and closed again so that wired devices can be removed or replaced. Remember to leave slack for mouse wires and other equipment that might require movement. If the mounts aren't sticking to the desktop, adhere them to the metal part of the crossbar ends or center rails of your UPLIFT Desk.



Desk-to-wall cable organizer (Qty 1) This is used to consolidate wires into one unit, and protect your lines of power going to the wall outlet. To insert wires, open the wire funnel and close it around your wires. Use the rounded point of the wire funnel to slide through either end of the cable organizer, and pull it along the length. The cable organizer will close behind the wire funnel as it passes through. When you've pulled the wire funnel to the end of the cable organizer, pull it through the end and open it to release the wires.



Optional: Clamp-On surge Protector (Qty 1) You can also choose to add a clamp-on surge protector, which provides six additional outlets with space for two large AC adapters and two USB ports. The surge protector clamps to the side of any desktop up to 1 3/8" thick and will not fit inside the wire management tray. If your desktop is over 1 3/8" thick, the surge protector can be clamped to the frame end of your desk.



If you have any questions, don't hesitate to contact us at 800-349-3839
info@upliftdesk.com • www.upliftdesk.com