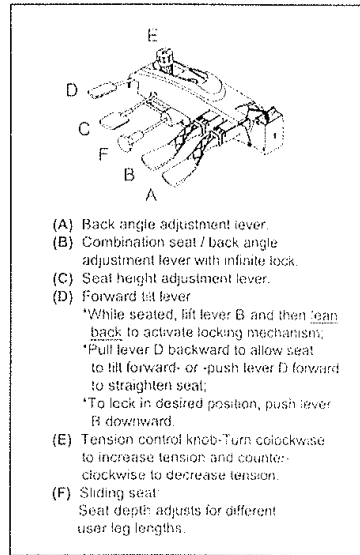
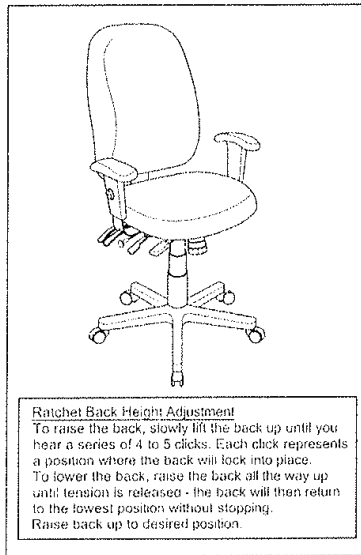
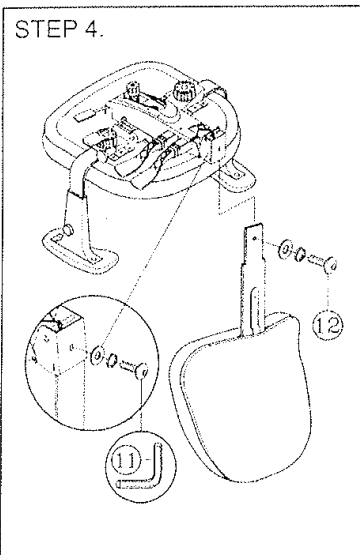
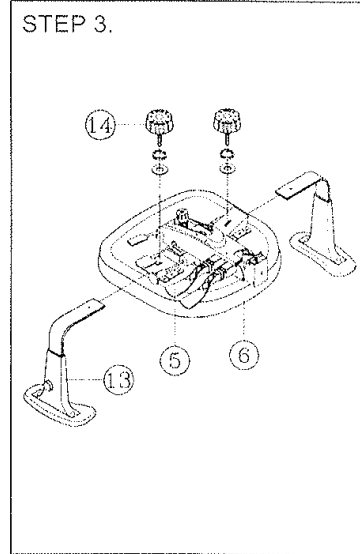
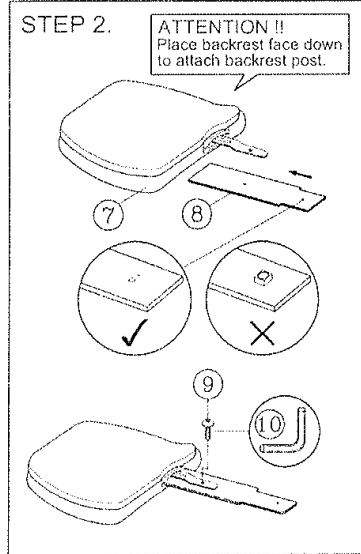
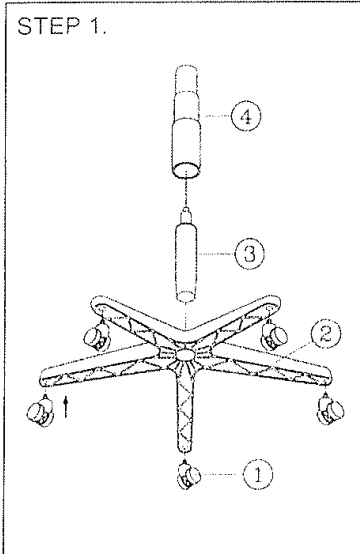


ASSEMBLY INSTRUCTION

Remove all items from the carton . Verify all pieces before assembly.

PART LIST

KEY QTY	DESCRIPTION	KEY QTY	DESCRIPTION	KEY QTY	DESCRIPTION	
1	5	Caster	7	1	Backrest	
2	1	Base	8	1	Backrest Post	
3	1	Seat Post	9	1	Backrest / Ratchet Screw (8*10mm)	
4	1	Seat Post Cover	10	1	M5 Size Allen Wrench	
5	1	Mechanism	11	1	M6 Size Allen Wrench	
6	1	Seat	12	1	Backrest / Mechanism Bolt (10*25mm)+Washers	
				13	2	Armrest
				14	2	Arm Width Adjustment Knob + Washers



PREVENTIVE MAINTENANCE AND WARNING!

- USE THIS PRODUCT ONLY FOR SEATING ONE PERSON AT A TIME.
- DO NOT USE THIS CHAIR AS A STEP STOOL / LADDER.
- DO NOT SIT ON ANY PART OF THE CHAIR EXCEPT THE SEAT.
- DO NOT USE CHAIR ON UNEVEN FLOOR SURFACES.
- DO NOT USE CHAIR UNLESS ALL BOLTS, SCREWS AND KNOBS ARE TIGHTENED.
- EVERY SIX MONTHS, PLEASE MAKE SURE ALL BOLTS, SCREWS AND KNOBS ARE FULLY TIGHTENED TO ENSURE STABILITY.
- IF ANY PARTS ARE MISSING, BROKEN, DAMAGED OR WORN, STOP USE OF THE PRODUCT UNTIL REPAIRS ARE MADE USING FACTORY AUTHORIZED PARTS
- DISPOSE OF PACKAGING PROPERLY. PLASTIC BAG IS NOT A TOY. DO NOT USE PLASTIC BAG AS HEAD COVERING - IT MAY CAUSE SUFFOCATION
- FAILURE TO FOLLOW THESE WARNINGS COULD RESULT IN SERIOUS INJURY
- NOTE: SOME SCREWS MAY BE PREASSEMBLED. IF PREASSEMBLED, IGNORE ASSEMBLY INSTRUCTIONS.

498SL