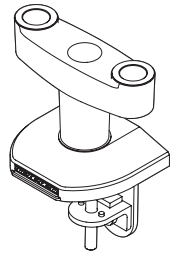
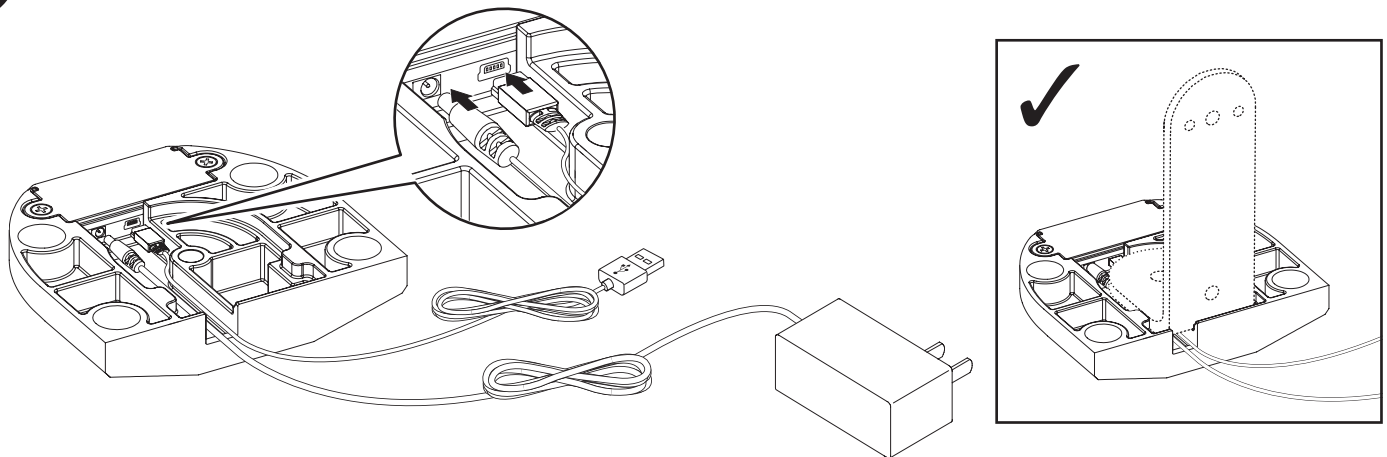


# BUSBY™ 8451-8408

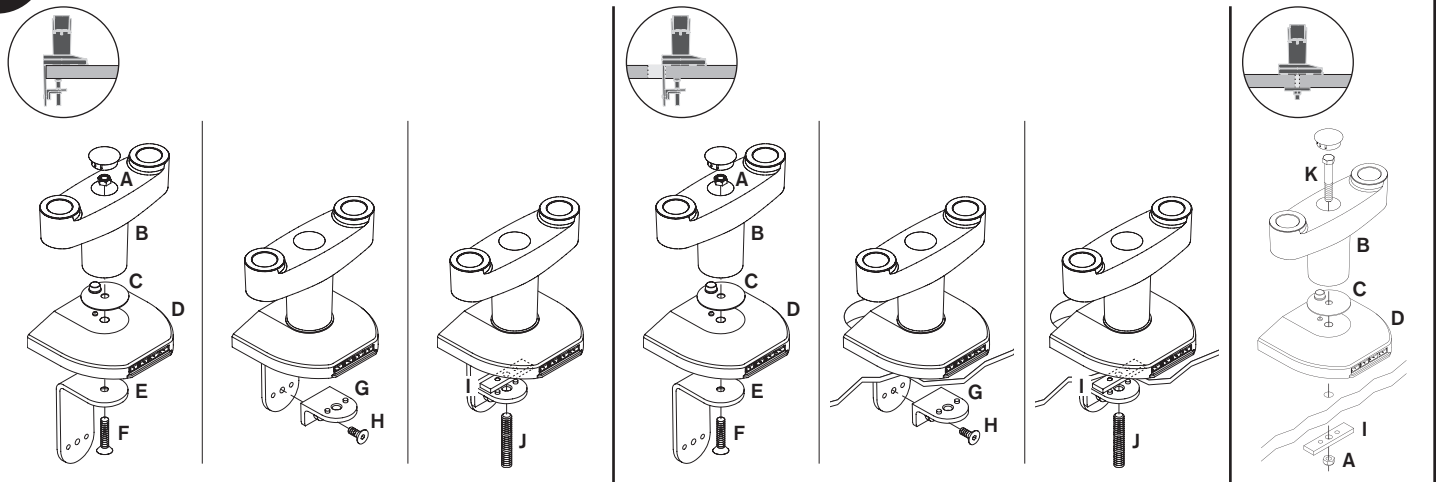
## Installation Instructions



1



2



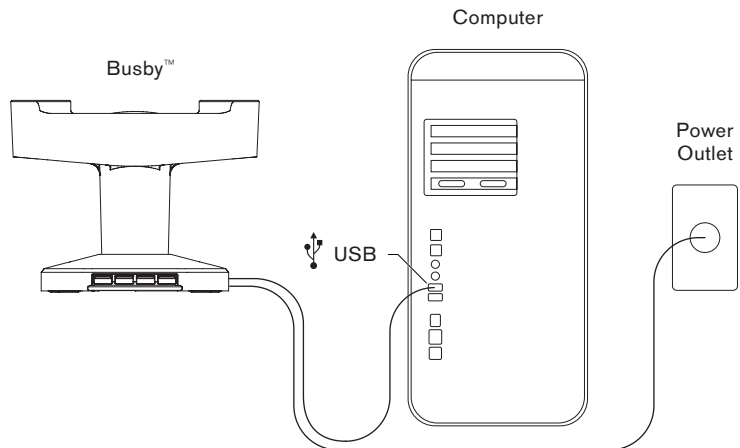
3

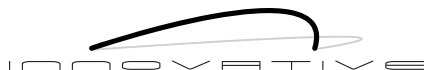


### ATTENTION

Busby™ must be connected to a computer and a power outlet to enable devices to be charged.

Busby™ may not charge devices while they are in use.





# BUSBY™ 8451-8408

## Parts List

ITEM	DESCRIPTION / PART NO.	QUANTITY
A	3/8-16 Nylon Stop Nut 701418	1
B	Dual Mount Column 409652	1
C	Adapter Bushing 110643	1
D	Busby™ Base Plate 410732	1
E	Large "L" Bracket 702828	1
F	3/8-16 x 1-3/4" Flat Socket Cap Screw 710644	1
G	Small "L" Bracket 701116	1

ITEM	DESCRIPTION / PART NO.	QUANTITY
H	3/8-16 x 7/8" Flat Socket Cap Screw 701799	1
I	Rectangular Spacer 701544	1
J	1/2-13 x 3" Socket Set Screw 701126	1
K	3/8-16 x 2-1/2" Hex Head Bolt 700268	1
L	3/8-16 x 7/8" Button Socket Cap Screw 701122	1
M	7/32" Allen Wrench 701127	1
N	3/32" Allen Wrench 700146	1

available at:



800.531.3746

info@thehumansolution.com  
thehumansolution.com