

UPLIFT DESK®

DESKTOP SIZE

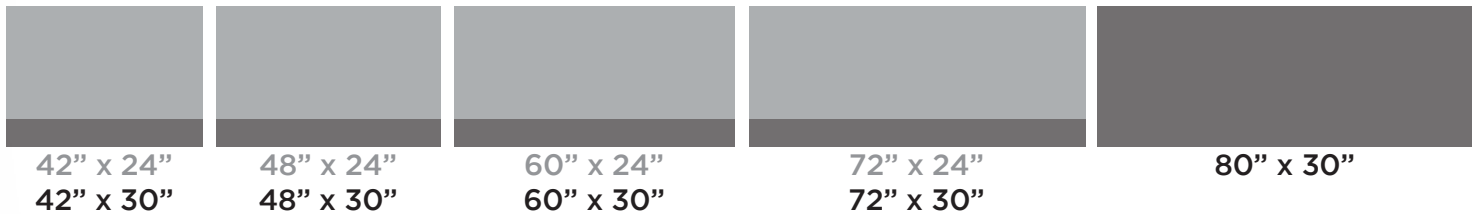


We offer three laminate desktop colors in four standard sizes (*except where noted*):

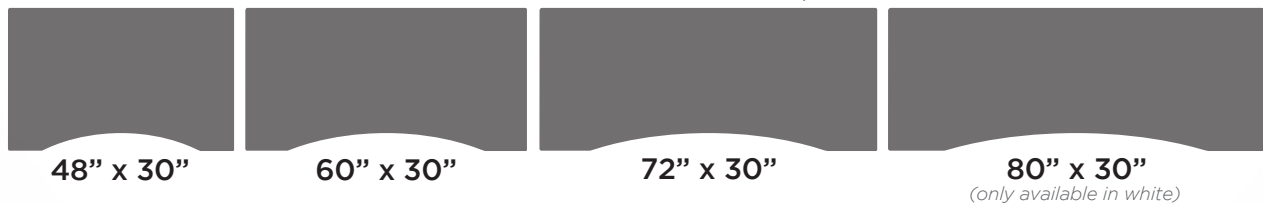


You can also choose an UPLIFT Eco rectangular desktop or upgrade to the Eco Curve with a center cut ergo edge. These powder-coated tops feature a smooth, seamless abrasion-resistant surface, available in black or white in the sizes below:

UPLIFT Eco rectangular desktops



UPLIFT Eco Curve desktops



42" x 24", 42" x 30", 48" x 24", 48" x 30" desktops are shipped with shorter frame ends (11.5" long) to allow room for a keyboard tray track. All other sizes are shipped with standard frame ends (19.75" long).

Desktops with 24" depths are shipped with frames with short feet (23.6") to accommodate a smaller top. Desktops with 30" depths are shipped with standard-length feet (27 9/16").

UPLIFT DESK®

DESKTOP SIZE

There are a few things to consider when making your desktop size selection. The size of your workspace will be your primary consideration, but also keep the following tips in mind:

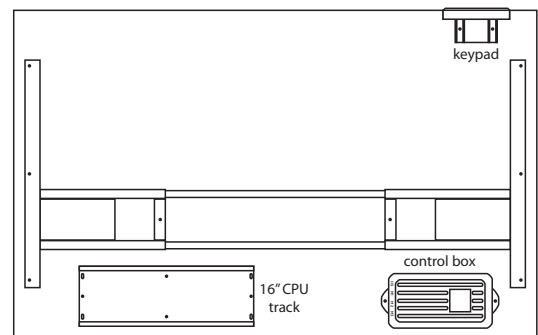


Adding a Treadmill

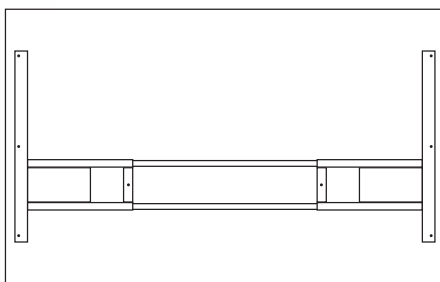
If you're adding a treadmill now or later, and want to put a chair and treadmill next to each other under the desk, you will need a top at least 72" wide. When it's time to go from sitting to walking, simply move your keyboard and monitor(s) to the treadmill side.

Installing a CPU Holder


There are mounting restrictions for the CPU holder when used with a desktop 36" or 48" wide. Instead of mounting the track on the outside of the legs, you will need to mount it along the back of the desk, parallel with the desk edge. The CPU holder mechanism swivels 360° so you will still have easy access to your tower.



Desk frames feature a telescoping crossbar that accommodates a variety of desktop sizes. If you change from a smaller to a larger top in the future, or vice versa, no problem. UPLIFT will stick with you for years to come!



48" x 30"



80" x 30"

