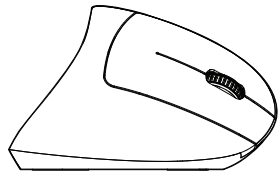


Wave Vertical Ergonomic Mouse

SKU: ACC050

UPLIFT DESK®

Package Contents

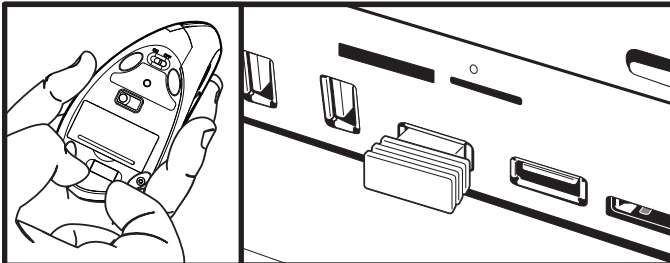
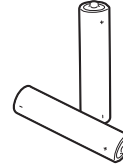


Mouse



2.4 G USB Receiver
(shipped inside mouse)

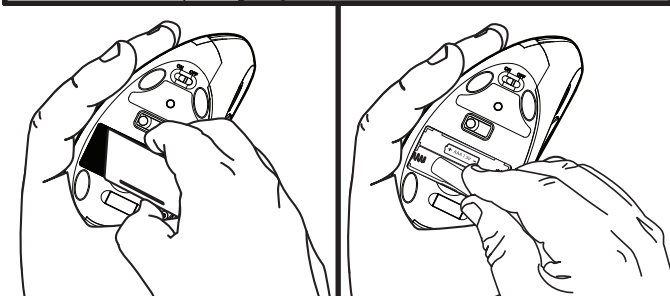
Requires 2 AAA batteries.
(not included)



Step 1

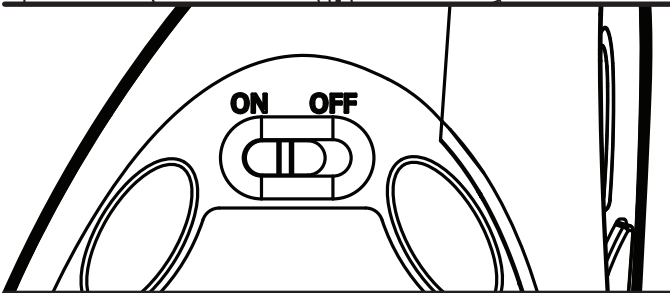
Remove the USB Receiver from the the slot in the bottom of the Mouse.

Now, plug the USB Receiver into the USB port on your computer.



Step 2

Next, open the battery compartment on the bottom of the Mouse, and insert 2 AAA batteries into the battery slots. Re-insert and close the battery door.



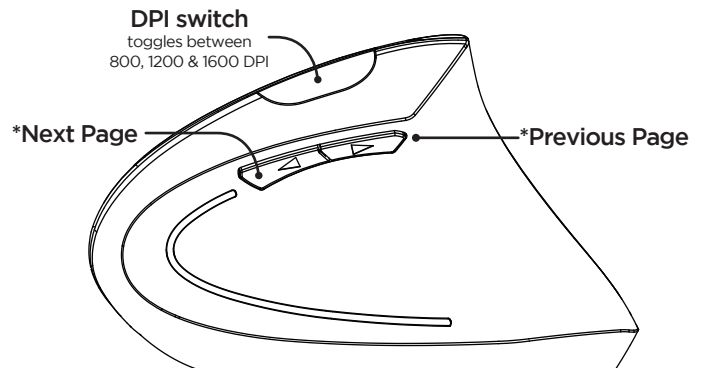
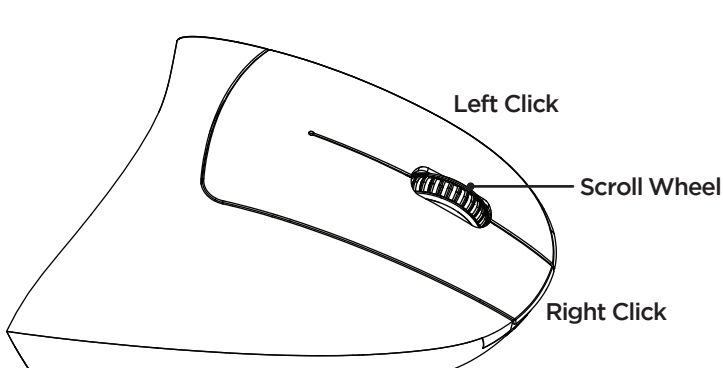
Step 3

Flip the ON switch to power on the Mouse.

Your Mouse should now be ready to use.

Buttons & Functions

See the diagram below for a breakdown on the buttons and their functions. In this diagram, we have illustrated the right-handed model. This mouse is also available in a left-handed model. Both models feature the same buttons and functions.



*Please Note: The Next Page and Previous Page buttons are not recognized on Mac OSX and higher.

TROUBLESHOOTING



Mouse not detected

Check the USB Receiver, and ensure that Receiver and USB ports are properly aligned and inserted.



Optical lens not illuminated red

Check that power switch is ON.



Cursor does not move

Check if mouse is detected and follow instructions in “Mouse not detected” section above.

Check your mousing surface. Do not use Mouse on transparent surfaces like glass, on reflective surfaces like mirrors, on rough or porous surfaces, or on a surface with complex color patterns.

The Mouse may be in power-save mode. After 10 minutes of inactivity, the Mouse will go to sleep. To wake it up, simply click a button once.



Batteries are drained

Replace both AAA batteries.

⚠ CAUTIONS & WARNINGS

- ⚠ **CAUTION:** Read all instructions before assembly. Failure to assemble or operate properly may result in damage or personal injury.
- ⚠ **CAUTION:** There are no serviceable parts included. Any attempt to open or modify the device could present the risk of electric shock or other hazard and will void the warranty.
- ⚠ **CAUTION:** This device contains small parts, keep small parts away from children.
- ⚠ **CAUTION:** Only use attachments/accessories that come with the device.
- ⚠ **CAUTION:** Clean only with dry cloth.
- ⚠ **CAUTION:** Do not expose this product to water or other types of moisture.
- ⚠ **CAUTION:** This product (and any batteries it contains) must not be disposed of with household waste. For information about how to dispose of batteries and electronic waste, please contact your local city or waste disposal service.
- ⚠ **CAUTION:** Visit our Ergonomic Calculator (www.upliftdesk.com/ergonomic-calculator/) to learn how to set up your ergonomic workstation to reduce your risk of musculoskeletal disorders.

© **Copyright Notice:** These instructions are a component of this product. These instructions are part of the scope of delivery, even if the item is resold. These instructions are also available on the UPLIFT Desk website: upliftdesk.com. Excerpts or copies may not be forwarded to third parties or used in any other published form without the prior written consent of UPLIFT Desk. These instructions are subject to United States copyright law.