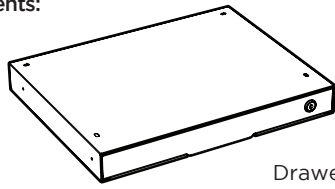


UPLIFT DESK® Slim Under Desk Storage Drawer STR008

Package Contents:



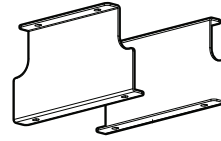
Drawer



Wood screws
(qty 4)



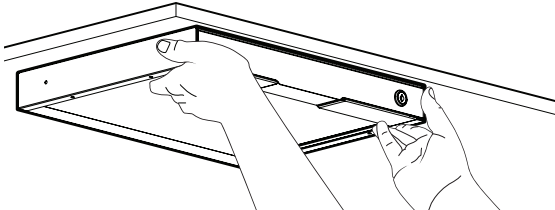
Keys
(qty 2)



Brackets
(optional, qty 2)



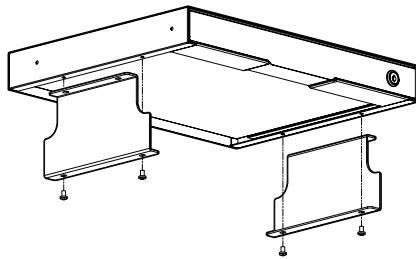
Machine screws
(optional, qty 4)



Step 1

Determine the placement of the drawer before mounting it by holding it under your desk, just about flush with the front edge.

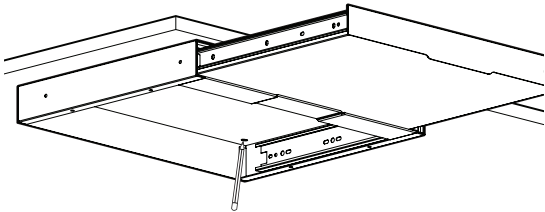
Note: If your desk is still being assembled and is upside down, you can do this step by yourself. If your desk is already right-side up, ask a friend for assistance.



Important:

If you find that there is not enough room to mount your Drawer, Brackets will provide a smaller footprint with which to mount the unit on limited depth desks. To install, attach the Brackets to the Drawer using the four (4) Machine screws.

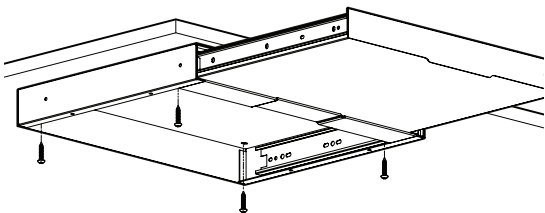
Continue with Steps 2-4, using the screw holes on the bracket, instead of the screw holes on the drawer.



Step 2

Open the drawer and place the whole drawer unit in the spot that you've chosen (if the desk is right-side up, have a friend hold it in place). Use a pencil to mark the location of the screw holes.

If you are using the side brackets, there is no need to open the drawer for installation.

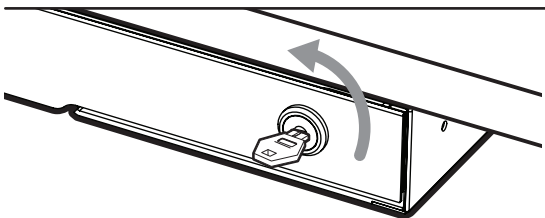


Step 3

Using a drill with a 1/8" drill bit, make pilot holes on your desk, but drill **no deeper than** 1/2" into the desktop.

Before inserting the screws, hold one up next to the desk's edge to double-check that it is not too long and that you don't drill too far into the desk.

Once more, have a friend hold the Drawer in place, insert four (4) Wood screws into the pilot holes, and tighten down all the way.



Step 4

When you want to lock the drawers, simply insert one of the Keys and rotate it 90° counterclockwise. To unlock the drawer, turn the Key back in the opposite direction, 180° clockwise.

⚠ CAUTIONS & WARNINGS

⚠ CAUTION: Read all instructions before assembly. Failure to assemble properly may result in damage or personal injury.

© Copyright Notice: This guide is a component of the UPLIFT Slim Drawer. This guide is a part of the scope of delivery, even if the item is resold. This guide is also available on the UPLIFT Desk website: upliftdesk.com. Excerpts or copies may not be forwarded to third parties or used in any other published form without the prior written consent of UPLIFT Desk. These instructions are subject to United States copyright law.