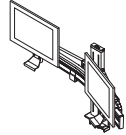


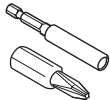
# eyesite™ dual monitor support

Installation Instructions 19716201 Rev A

FPAC2CC	FPAEC2CC
FPAC2TM	FPAEC2TM
FPAC2CS	FPAEC2CS



Tools required:



#2 Phillips Screwdriver



Power Drill



3/8" Drill Bit

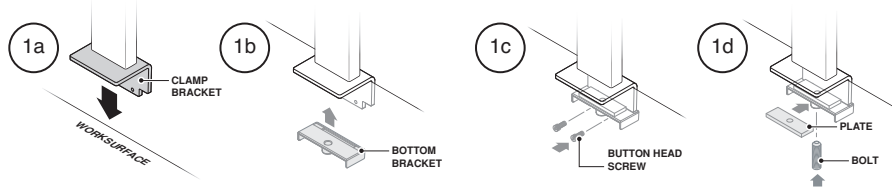


5/32" Allen Wrench  
Provided

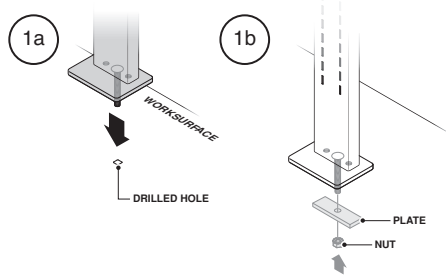


5/16" Box End Wrench

## C-clamp Mount Installation



## Through Mount Installation - Drill 3/8" 24 - 30" from front of worksurface edge



## c:scape™ Mount Installation

