

# Ergonomic Flooring

## NEW! F.I.T.

Functional Interlocking Tiles that Create an Ergonomic Floor.

The most functional and effective 12" x 12" interlocking tile—and we can prove it.

### F.I.T. offers:

**A no-worry angular interlocking system.** It has such a strong connection that you will never have to worry about the tiles disengaging. In fact, the connection is so strong that large installations can be rolled up for storage or maintenance. You get the benefit of having a large, custom product without paying the extra cost.




**A complete ergonomic floor that covers up floor cracks and other bothersome imperfections.** An installation of F.I.T. will allow you to avoid the costs of expensive floor maintenance by covering up imperfections, cracks and other safety hazards.



**Cost Savings!** If one area of an installation is somehow damaged, simply replace the tile(s) in that area. This is a **huge cost savings over replacing an entire customized mat** and yet another benefit of purchasing modular interlocking ergonomic tiles. When used as an ergonomic floor, F.I.T. also **decreases the cost of floor maintenance** by covering up irregularities and cracks.

**Long-term comfort and reduced impact of heel-strike.** F.I.T. tiles create a resilient flooring that dramatically reduces fatigue and the impact of foot-strike as workers move from one spot to another. The flexible PVC formula and knobbed underside provides an elevated surface for cushioned support.



Knobbed underside provides elevated surface and cushioned support.




Flexible PVC formula reduces walking impact, and provides comfort for standing workers.

**No-fuss installation and on-site customization.** Just snap the tiles together and create a configuration to fit your exact workspace. To fit exact areas, F.I.T. can be cut every three inches and still interlock. All it takes is a sharp utility knife.



*Easily snaps in place!*

**Can be customized every 3".**



Dotted lines represent cut patterns for customization. Bottom of solid tile shown.

# Ergonomic Flooring

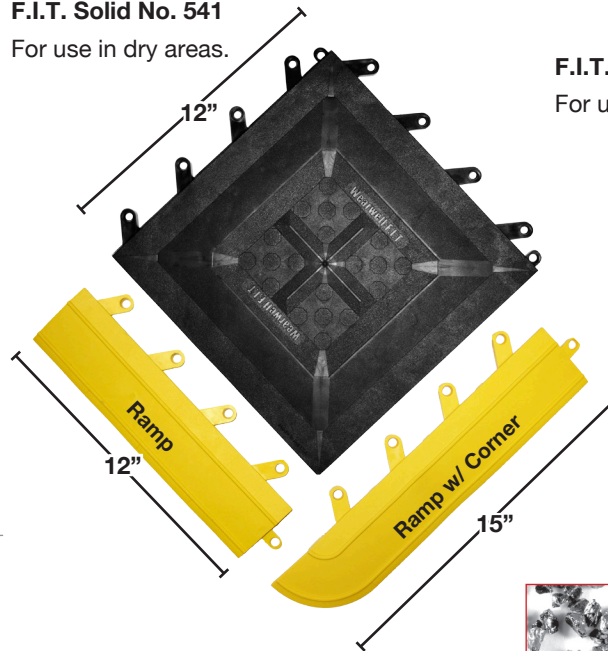
## F.I.T. is a Perfect Bin Item

Stock space-efficient boxes of F.I.T. in your tool crib as a time and cost-saving measure. If a tile is damaged, simply replace it on the spot. If you need to reconfigure or add to your existing layout, just pull the tiles from stock. Time and time again, F.I.T. will prove to be a flexible and functional ergonomic solution.

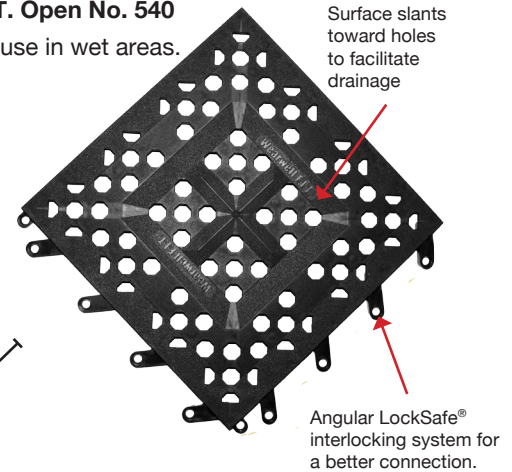
## Available in Four Surface Designs, 5/8" overall Thickness

1. **F.I.T. Open No. 540**—for use in wet areas. Surface slants toward holes to facilitate drainage.
2. **F.I.T. Solid No. 541**—for use in dry areas.
3. **F.I.T. Open w/ GritWorks!® No. 542**—for use in hazardously slippery areas.
4. **F.I.T. Solid w/ GritWorks!® No. 543**—for use where overspray or the tracking of greases/oils could increase the potential of slip injuries.

**F.I.T. Solid No. 541**  
For use in dry areas.




**F.I.T. Open No. 540**  
For use in wet areas.



### Colors:

- ☒ Tiles—Black
- ☒ Ramps—Black or Yellow
- ☒ Ramps w/ Corners—Black or Yellow



Magnified grit surface

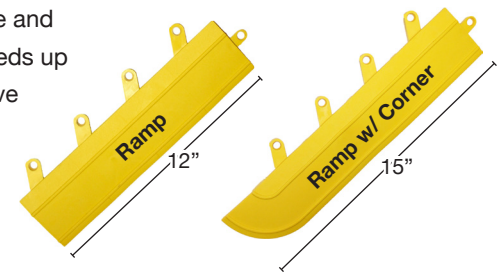
F.I.T. is also available with a GritWorks! surface (Open No. 542 and Solid No. 543) GritWorks!® exceeds OSHA traction recommendations by 40% in wet areas!

**Green initiatives.** If your company champions the use of recycled materials and significant environmental measures, then F.I.T. is a perfect ergonomic solution. With Fit, you can earn one LEED credit. F.I.T. qualifies under MR Credit 3: Sustainable Purchasing: Facility Alterations and Additions. The intent of this is to reduce the environmental and air quality impacts of the materials acquired for use in the upgrade of buildings. F.I.T. complies with option one that specifies, "Purchases contain at least 10% post consumer and /or 20% postindustrial material."



### An easy ramp system.

One ramp fits both male and female edges. This speeds up installations and will save you money when you reconfigure the flooring because you can reuse every piece.



## F.I.T. Sizes

If ordering cases, add -CS20 or -CS4 to the end of the part number.

Unique configurations in 3" increments are available. Some mats may require several sections. Call for pricing.

**WEARWELL**  
You're in good company.®

Part Number	Description	Color	Stock Sizes	Non-Stock Sizes
541.58x12x12BK	F.I.T. Solid	Black	12" x 12" - Case 20	12" x 12" - Single
540.58x12x12BK	F.I.T. Open	Black	12" x 12" - Case 20	12" x 12" - Single
543.58x12x12BK	F.I.T. Solid w/ GritWorks!	Black	12" x 12" - Case 20	12" x 12" - Single
542.58x12x12BK	F.I.T. Open w/ GritWorks!	Black	12" x 12" - Case 20	12" x 12" - Single
540.58x3x12YL	Yellow Ramps	Yellow	3" x 12" - Case 20	3" x 12" - Single
540.58x3x15YL	Yellow Ramps with Corners	Yellow	3" x 15" - Case 4	3" x 15" - Single
540.58x3x12BK	Black Ramps	Black	3" x 12" - Case 20	3" x 12" - Single
540.58x3x15BK	Black Ramps with Corners	Black	3" x 15" - Case 4	3" x 15" - Single