


Banana-Board®

Adjustable Keyboards - Preconfigured Systems



Ball bearing track for years of maintenance-free use



Soft touch ergonomic knob and tilt gauge for +10° to -15° tilt range



Non-skid neoprene pads and textured mouse area for nonstop use



Align documents intuitively at the center of the keyboard to minimize neck rotation

Superior Solutions for Left and Right Handed Users

Considered an industry standard, the patented Banana-Board offers functionality combined with contemporary design. Enjoy the ultimate in comfort and style from our popular Pinnacle 2™ low profile ball bearing track and award winning versatile Banana-Board platform.

Adjustability

The Pinnacle 2 adjustable keyboard arm is easy to use and features no-knob, no-lever height adjustment. The dual adjustable lift-assist springs provide optimal balance and smooth movement.

Adaptable

The 1/2" thin molded high impact polyresin platform minimizes the distance between the forearm and thigh, for a greater range of ergonomic fit. The keyboard platform also features a built-in document holder and cord manager.

Unmatched Flexibility

The Banana-Board System fits the widest variety of office workstations. For demanding facility managers who want to avoid the hassle of supporting an extensive line of keyboard platforms for various workstation configurations, the Banana-Board is the ideal choice.

Functional

The Banana-Board System fits virtually all workstation shape and size requirements.

Durability

The Banana-Board System meets or exceeds the ANSI/BIFMA standards for performance, durability, and cycle testing, and is backed by Workrite's Limited Lifetime Warranty.

At Workrite we believe every body has a right to work comfortably and safely for maximum productivity. You can trust Workrite, as 75% of Fortune 100 companies have, for solutions that fit today's diverse range of workers.

Banana-Board Adjustable Keyboards - Preconfigured Systems

Patented keyboard platform blends functionality with contemporary, high-tech design. Combined with our adjustable Pinnacle 2 Arm and low-profile ball bearing track, for ultimate comfort and style.

Keyboard Platform features:

- Model UB-2180S-25 platform
- Mouse platform easily slides from side to side to accommodate left or right-handed mousing
- Features Mouse-Forward design for improved comfort
- Platform includes built-in document holder and cord management for keyboard and mouse
- Mouse-trap keeps mouse in place
- Removable palm support

Keyboard Arm features:

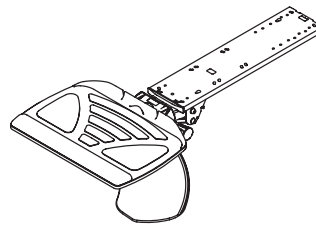
- Pinnacle 2 Arm with 17" or 22" low profile ball bearing track
- Height range: flush to 6" below the worksurface
- Tilt range: -15° to +10°
- 360° swivel—easy positioning and storage
- No-knob, no-lever Lift-N-Lock
- Maximum knee clearance

LEED Eligibility

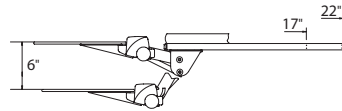
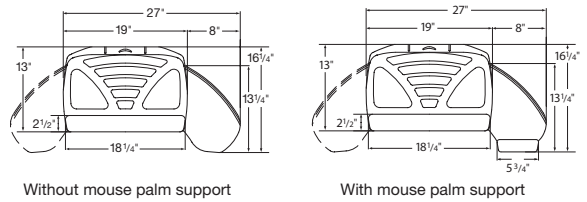
- All Banana-Board Systems exceed LEED requirement MR4.2 (20% recycled content) and may be eligible for up to 2 points.

Available in black only

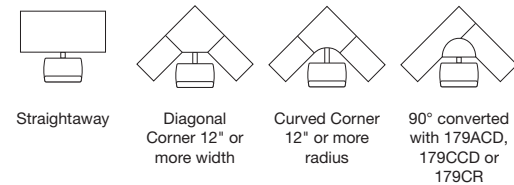
	Foam	Track Length	Model #	Weight	LEED ♻️ %
Without mouse palm support	Jel	22"	2128-22J	18	22
	Standard	22"	2128-22	18	22
	Jel	17"	2128-17J	16	21
	Standard	17"	2128-17	16	21
With mouse palm support	Jel	22"	2133-22J	18	22
	Standard	22"	2133-22	18	22
	Jel	17"	2133-17J	16	21
	Standard	17"	2133-17	16	21



Dimensions



Desk Compatibility



Workrite
ergonomics®



www.thehumansolution.com
info@thehumansolution.com
800.531.3746